



## CONGRATULATIONS.

YOU JUST PURCHASED A LINDY FRALIN CUSTOMIZABLE PREWIRED PICKGUARD. WE'VE DONE A LOT OF THE WORK FOR YOU, BUT IN ORDER FOR YOU TO GET ROCKING, YOU HAVE A FEW EASY STEPS TO COMPLETE. LET'S GET INTO IT:

### TOOLS NEEDED:

SOLDERING PENCIL

LEAD-BASED SOLDER

WIRE CUTTERS

PHILLIPS HEAD SCREWDRIVER

### BEFORE INSTALL:

REMOVE GUITAR STRINGS

REMOVE EXISTING PICKGUARD SCREWS

UNINSTALL OUTPUT JACK



DON'T FEEL CONFIDENT INSTALLING? TAKE THIS TO AN EXPERIENCED LUTHIER FOR INSTALLATION.

# INSTALLING YOUR NEW PICKGUARD

INSTALLING YOUR NEW PICKGUARD INVOLVES 3 STEPS:

- 1.) INSTALLING THE OUTPUT JACK
- 2.) INSTALLING THE CLAW GROUND WIRE
- 3.) ADJUSTING PICKUP HEIGHT



# INSTALLING THE OUTPUT JACK

---

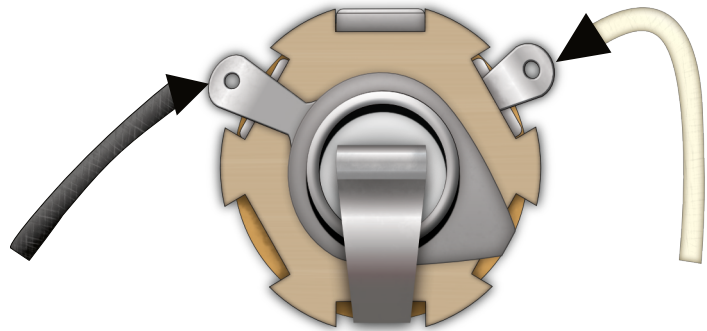
1.) LOCATE WHITE WIRE AND BLACK WIRE

2.) CREATE MECHANICAL CONNECTION

3.) SOLDER ACCORDING TO THE INSTRUCTIONS BELOW:


i

PRE-TINNING THE WIRES &  
THE TERMINALS WILL MAKE  
IT EASIER TO INSTALL



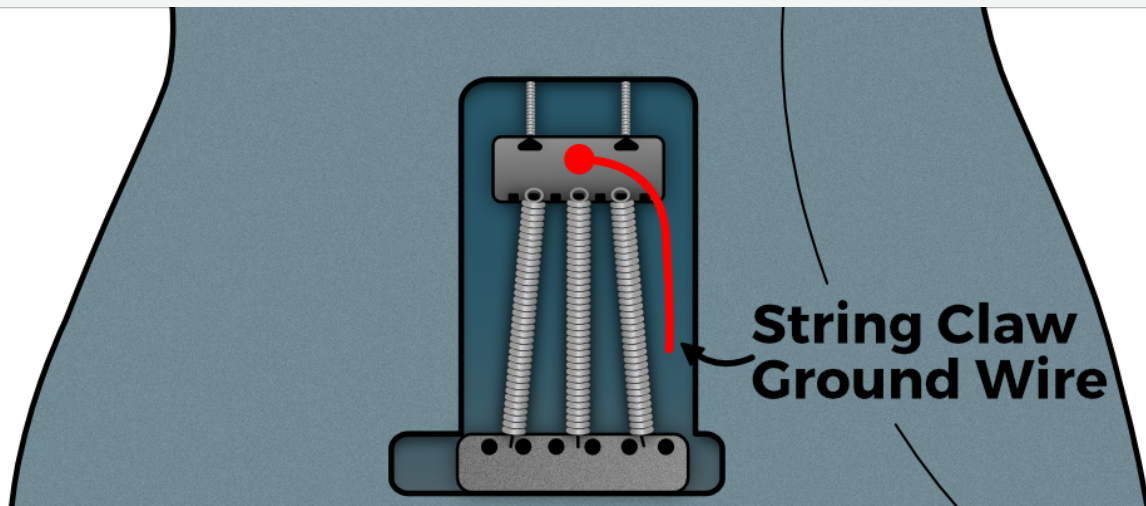
i

MAKE SURE YOU CREATE A  
MECHANICAL CONNECTION  
FOR THE BEST RESULTS



# INSTALLING THE CLAW GROUND WIRE

THE CLAW GROUND WIRE GROUNDS OUT YOUR STRINGS AND BRIDGE. YOU CAN EITHER USE YOUR EXISTING CLAW GROUND WIRE, OR THREAD THE NEW GROUND WIRE THROUGH THE BODY AND SOLDER TO THE CLAW, PICTURED BELOW.




## ADJUSTING PICKUP HEIGHT

AFTER INSTALLATION, THE FINAL STEP IS TO ADJUST YOUR PICKUP HEIGHT. SCREW IN YOUR NEW PICKGUARD, STRING IT UP, AND ADJUST TO THE RECOMMENDED PICKUP HEIGHT BELOW.



MEASURE BY HOLDING STRINGS DOWN AT THEIR HIGHEST FRET



# PROTECTIVE PLASTIC

---

THE PROTECTIVE PLASTIC IS REMOVABLE; IF POSSIBLE, REMOVE THE PLASTIC WITHOUT REMOVING THE POTS.

WHY? THE METAL SHIELDING GROUNDS ALL ELECTRICAL COMPONENTS OF YOUR NEW PICKGUARD.

IF POTS COME LOOSE, THEY MIGHT LOSE CONNECTION AND NOT WORK CORRECTLY UNTIL APPROPRIATELY TIGHTENED.

THEREFORE, IF YOU REMOVE THE PROTECTIVE PLASTIC, ENSURE YOU TORQUE ALL HEX NUTS PROPERLY. ALSO, BE CAREFUL NOT TO LET POTS "SLIP" WHILE TIGHTENING, AS THE LOCK WASHER CAN TEAR THE SHIELDING.

# THANK YOU

---

THANK YOU FOR PURCHASING A GENUINE LINDY FRALIN PREWIRED PICKGUARD! IF YOU HAVE ANY QUESTIONS, PLEASE FEEL FREE TO REACH OUT BY USING OUR CONTACT FORM OR GIVING US A CALL AT:

(800) - 358-2699